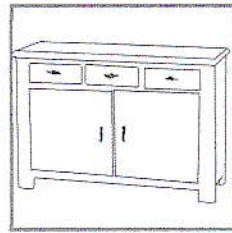
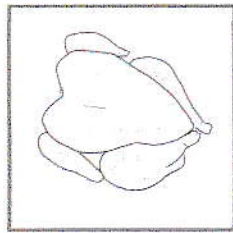






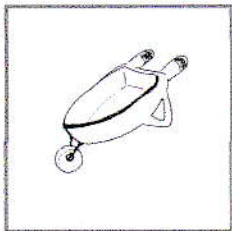
et - ET - et - Et
 ette - ETTE - ette - Ette

1) Écris les mots qui finissent par *et*.



Handwriting practice lines with dashed lines and a vertical line for the letter 't'.

2) Écris les mots qui finissent par *ette*.




Handwriting practice lines with dashed lines and a vertical line for the letter 't'.

3) Retrouve les mots et illustre-les.


al - mette - lu

Handwriting practice lines for the word 'al-mette-lu'.



bi - ro - net

Handwriting practice lines for the word 'bi-ro-net'.




me - o - lette


Handwriting practice lines for the word 'me-o-lette'.



quet - bou



pa - quet



4) Complète les phrases avec les mots suivants : brochet, dinette, piquet, poulet, assiette, muettes.

Yannick a pêché un

« Attachons notre barque à un

et préparons notre

! »

Yannick met une cuisse de

dans chaque assiette.

Lila et Marie sont immobiles et

car sinon la barque chavirera !